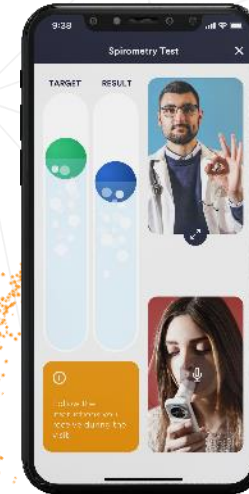


LIVE VIDEO EXAM



The **Live Video Exam** allows patients to perform the spirometry test remotely with the full support -**in real time**- of the Health Care Professionals (HCP).


A **step ahead of the traditional home care** solutions where the patient is not supervised during the test.



THE FIRST COMPANY

**TO DEVELOP A SPIROMETER
FOR LIVE VIDEO EXAM**

Virtual testing from the
COMFORT OF HOME



2

EASY TO USE

**THE PATIENT WILL BE
COACHED BY THE HCP BEFORE
AND DURING THE TEST, AS IN A
ROUTINE FACE TO FACE VISIT.**

Real time
CONNECTION



THE FLOW



Phase 0 SCHEDULE



Appointment



Phase 1 BRIEFING



Connection



Videocall



Phase 2 COACHING



Start test



Spirometry



Phase 3 RESULTS



Real time curve



Test results



Phase 4 ARCHIVE



Data saving



PDF export



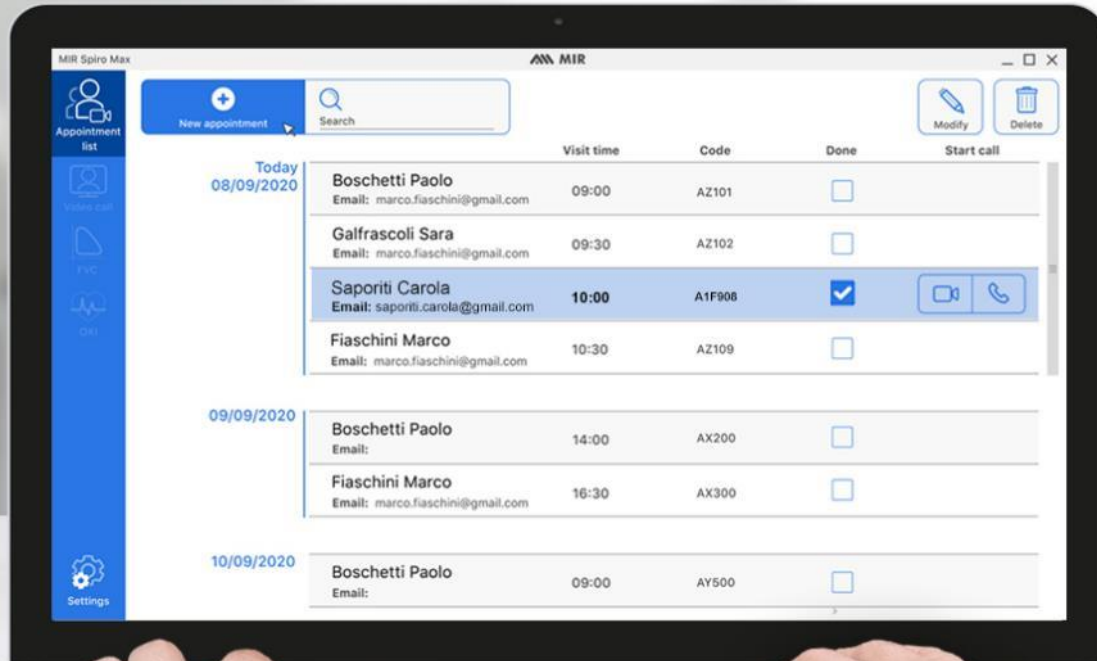
CLINICIAN

CLINICIAN/PATIENT



THE FLOW

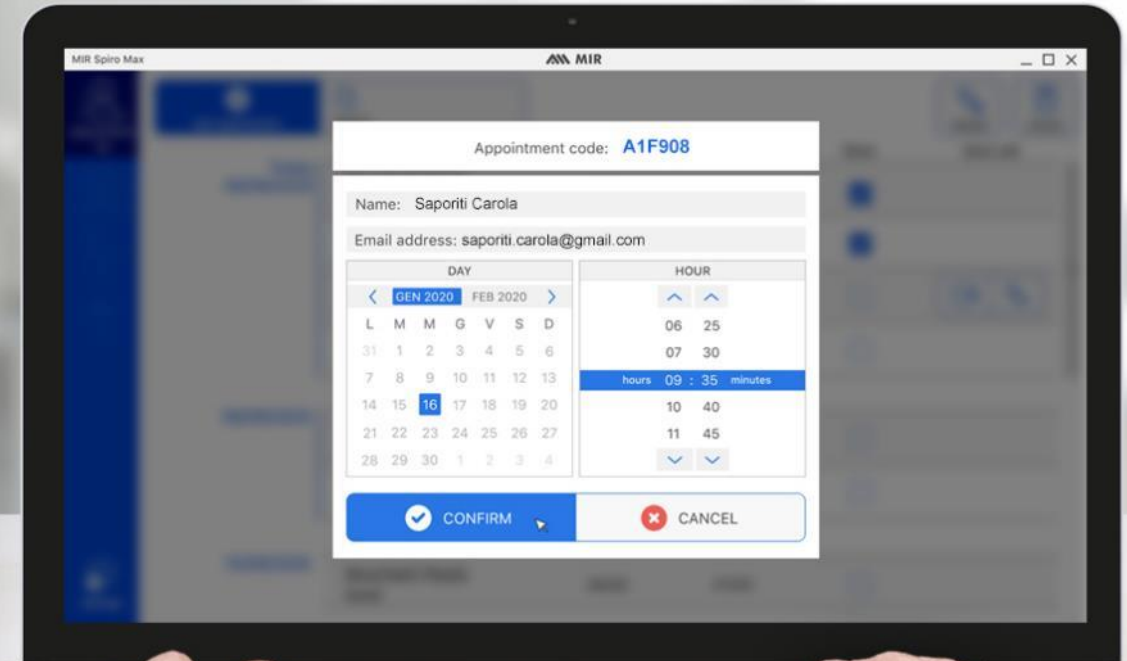
The Health Care Professional (HCP) schedules a meeting directly from **MIR Live Video Exam App**, selecting any Patient from the database...



SCHEDULE A MEETING



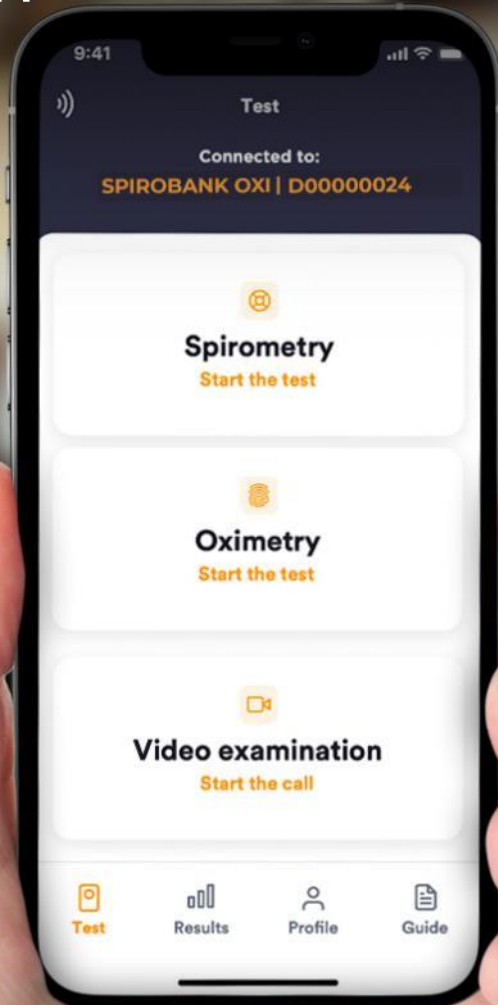
...and date for the appointment from the calendar.



- No longer need to book «physical» appointments.
- No need to travel to patient's home or employee's workplace.
- Live Consultation is available everywhere with a PC and an internet connection.

THE FLOW

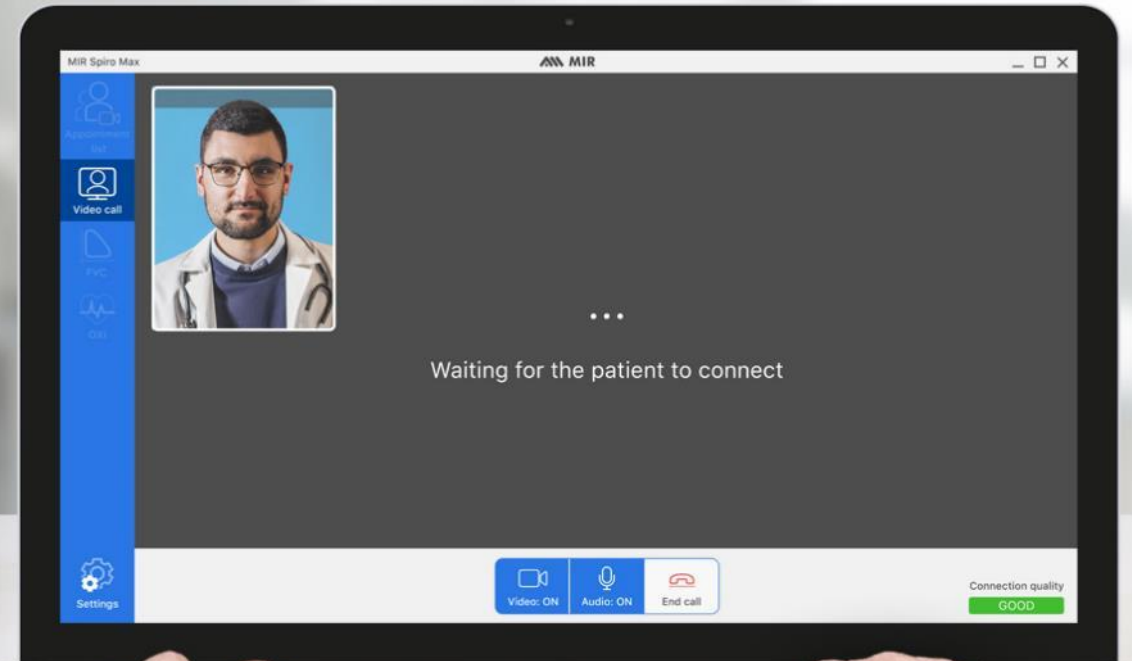
Patient taps on start **Live Video Exam** directly from **MIR Spirobank App**.

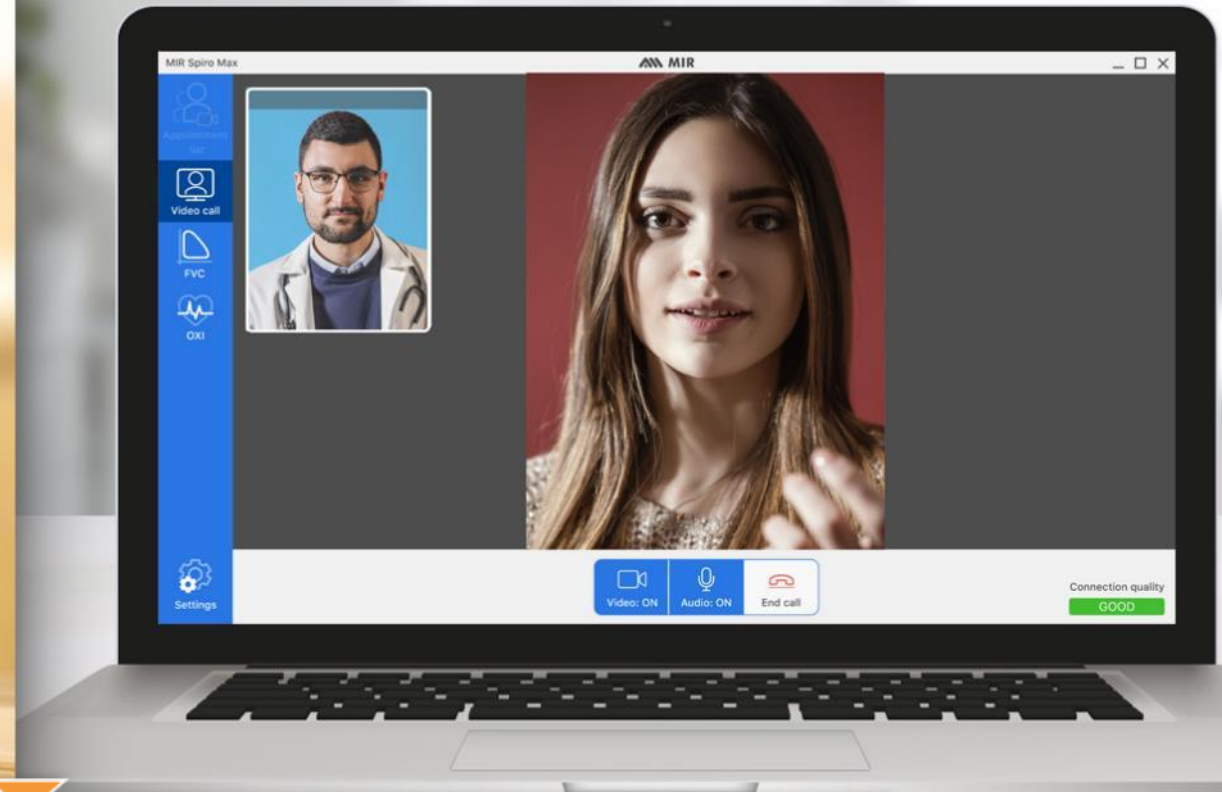



START THE VIDEO EXAM



The day and time of the meeting, the **HCP starts the Live Video Exam**.

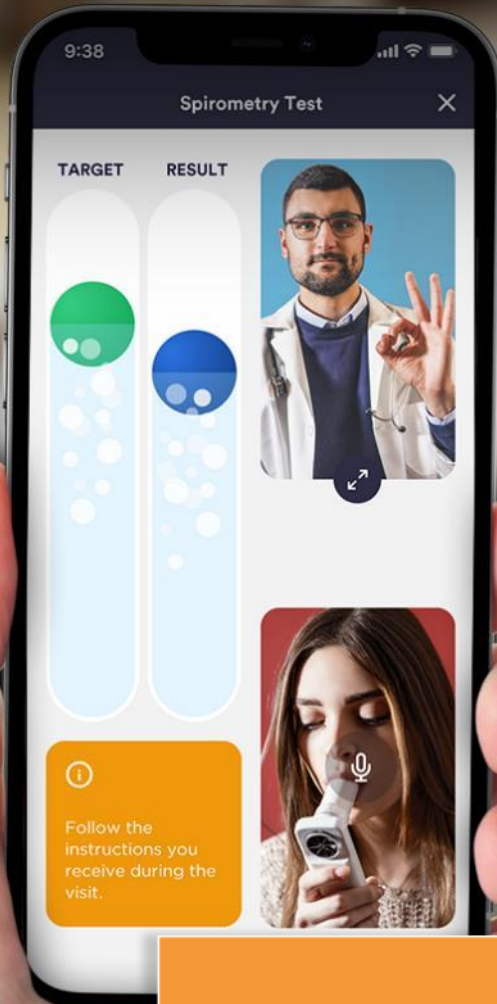




- Live Medical Supervision increase patient cooperation and understanding of spirometry test. This is essential in obtaining optimal test results.

THE FLOW

Routine face to face testing becomes virtual. Safely, accurately and... comfortably at home.



SPIROMETRY TEST



The tests are started and ended remotely, without the patient needing to do **anything other than blow**.



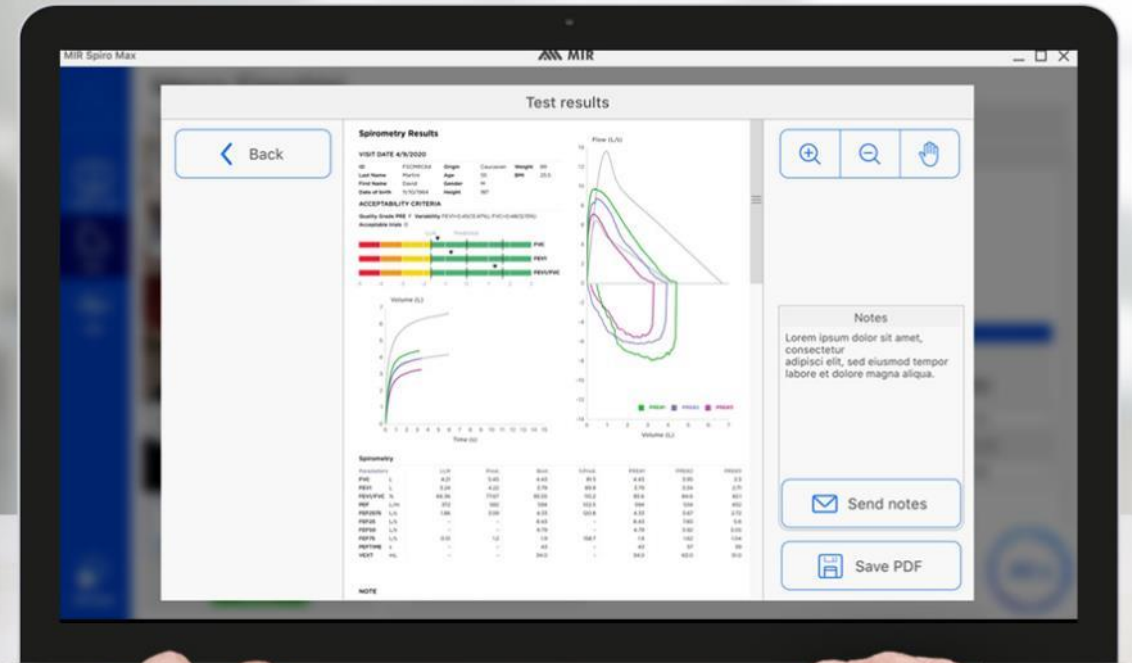
- Test execution is supervised and managed 100% remotely by the HCP.



THE FLOW

- ✓ **VIEW DATA**
- ✓ **EDIT COMMENTS AND NOTES**
- ✓ **SAVE RESULTS IN PDF**

1. HCP can edit notes and add comments such as a therapeutic plan for the patient.
2. Notes and comments are automatically saved in a pdf file along with the test results.
3. The pdf file is stored by default on both Medical and Patient Apps.



SPIROBANK SMART CE Mark 0476

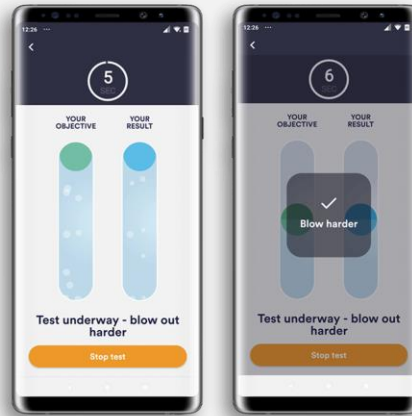


01

- ✓ Medical diagnostic device for personal use
- ✓ Spirometer
- ✓ Up to 30 parameters for Spirometry



MIR SPIROBANK APP Mobile



02

- ✓ Mobile MEDICAL App for (iOS and Android)
- ✓ For real time spirometry testing
- ✓ Directly on your Smartphone via Bluetooth Smart 4.0



LIVE VIDEO EXAM Medical App for Healthcare Providers



03

- ✓ App available on laptop & PC desktop
- ✓ Peer to Peer Connection
- ✓ Low latency
- ✓ In cloud data
- ✓ No privacy issue



SPIROBANK SMART

App based Spirometer

SMALL & LIGHTWEIGHT

Dimensions:

1.93 x 4.29 x 0.82"
(49 x 109 x 21 mm)

Weight:

14 oz (60.7 g)



× **No Keyboard**

No patient interaction required.

× **No display**

Patient visualizes results and incentive on the App.

× **No Memory**

Tests are automatically stored in the App.

× **No configuration required**

Direct connection with the App.



PAIRING WITH SMARTPHONES VIA BLUETOOTH 4.0 (BLE).

Spirometry Parameter on MIR Spirobank App:

FVC, FEV1, FEV1/FVC, PEF, FEF2575, FEF25, FEF50, FEF75, PEFTIME, VEXT, FEV6



Up- to 30 Spirometry parameters available via SDK:

FVC, FEV1, PEF, FEF2575, FEV6, VEXT, PEFTIME, FEV1/FVC, FEF75, FET, FEF25, FEF50, FIVC, FIV1, PIF, FEV3, FEV05, FEV075, FEV2, FEF7585, FIF25, FIF50, FIF75, FEV1/FEV6, FEV6/FVC, FIV1/FIVC, FEV3/FVC, FEV05/FVC, FEV75/FVC, FEV2/FVC



Single Patient
Reusable Turbine



Compatible also
with **FlowMIR™ disposable Turbine**

CERTIFIED ACCURACY:

- ✓ ISO 23747:2015
- ✓ ISO 26782: 2009
- ✓ ATS-ERS: PW24 e FT26



MIR SPIROBANK

**Medical App for smartphone
Android e iOS**



Real time spirometry test on your Smartphone

Main Features

- Spirometry test in one App
- Automatic connection via Bluetooth Smart BLE 4.0
- Suitable for all ages excluding newborns and infants
- GLI-2012 predicted sets for spirometry reference value



Distinctive Features

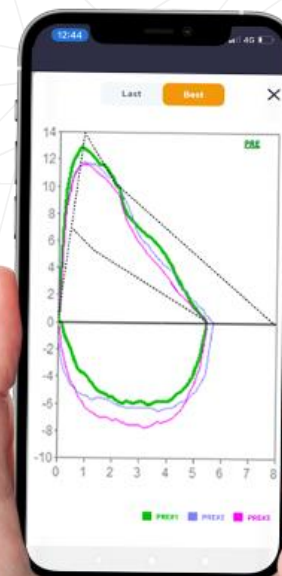

- Acceptability Messages and Real time animation on Smartphone
- E-diary, symptoms and notes can be added for each test.
- Easy-to-read graphic trends for self-monitoring of spirometry.

Parameters on Display

Spirometry: FVC, FEV1, FEV1/FVC, PEF, FEF2575, FEV6

Parameters on Printout

Spirometry: FVC, FEV1, FEV1/FVC, PEF, FEF2575, FEF25, FEF50, FEF75, PEFTIME, VEXT, FEV6.

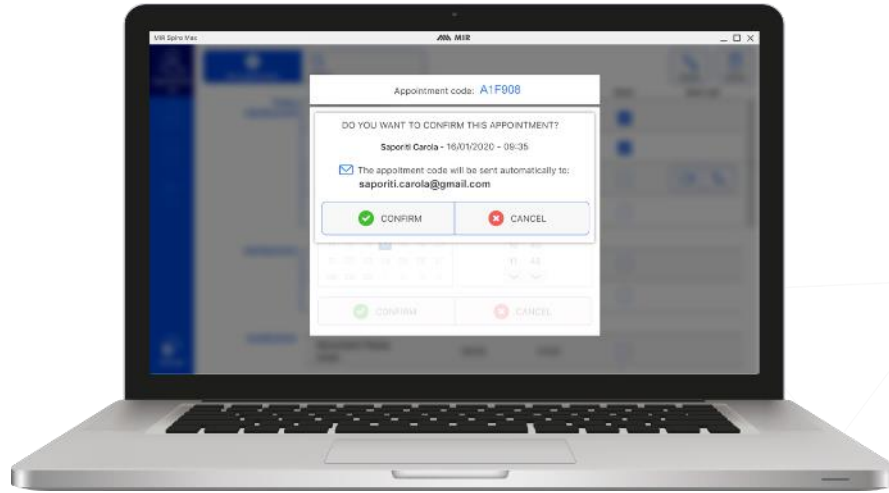


3

LIVE VIDEO EXAM

**Medical App
for Healthcare Providers**





Peer to Peer Connection

As many video chat systems the caller is directly connected to the callee. Data coming from the patient's smartphone are sent to the doctor's Pc.

- Low latency
- No need to store (personal) data into a server
- No privacy issue


The Live Video Exam will be embedded into MirSpiro application.



MIR cannot read, access or listen to personal communications because they are protected by end-to-end encrypt.

Massive acceleration in the use of telehealth ongoing, helping expanding care access and highlighting the huge untapped potential of the telehealth market.

CONSUMERS ADOPTION



HEALTHCARE PROVIDERS

Health systems, independent practices and others have rapidly scaled telehealth offerings

50-175x

of telehealth visits (vs. pre-Covid)

57%

viewing telehealth more favorably



Safe and fast



Support for people with chronic conditions



From your home, no crowded places



Improved quality & access

MIR NUMBERS

28

Years
of experience

100

Countries where
our products are
exported

8

International
Patents

16%

Of revenues
in R&D

LIVE VIDEO EXAM IS NOW

ITALY

MIR Head Office
Via del Maggiolino, 125
00155 Roma
Tel. +39 06 22 754 777
Fax +39 06 22 754 785
mir@spirometry.com

USA

MIR USA, Inc.
5462 S. Westridge Drive
New Berlin, WI 53151
Phone +1 (262) 565-6797
Fax +1 (262) 364-2030

FRANCE

MIR Local Office
Jardin des Entreprises,
290, Chemin de Saint Dionisy
30980 LANGLADE (France)
Phone +33 (0)4 66 37 20 68
Fax +33 (0)4 84 25 14 32