



MIR Spiro

with a **Platinum** subscription plan

- \\ Comprehensive software for Spirometry and Oximetry
- \\ Designed to be integrated with EMR/EHR
- \\ Compliant with the latest ATS/ERS guidelines
- \\ Available for desktop and laptop
- \\ MacOS and Windows





MIR Spiro with Platinum subscription plan is the latest-generation Spirometry and Oximetry software available with all MIR professional devices.

It offers **a wide range of advanced capabilities** in a new graphic style and customizable settings that allow for more in-depth diagnosis, ease of use, support in clinical assessments and decisions, integration with medical records (EMR/EHR).

Key features

\\ **Advanced Spirometry Analysis:** Session summary with FVC, SVC, MVV; FVC History for session comparisons. Editing tools for:

- Set Best Test
- Disable/enable/delete/retrieve the tests
- Configure additional parameters to display in a customized order

\\ **Advanced Oximetry Analysis:** Application of specific analyses:

- Walk Test (6MWT)
- Sleep test
- Holter for 24h saturation with adjustable titration

\\ Data Delivery Service* (DDS):

Data delivery service from local database to third-party platforms and EMR/EHR

\\ Privacy and Security:

- **Multi-user mode:** each **MIR Spiro** user can log in with their account
- **Anonymisation feature:** print, patient list, export data

\\ EMR/EHR Integration:

Highly interoperability oriented architecture that optimizes workflows and data exchange with EMR/EHR. Many supported standards such as *HL7*, *FHIR (Json)*, *GDT*, *DICOM*, *eXchange Protocol*, and more

\\ Complete and Customizable Prints:

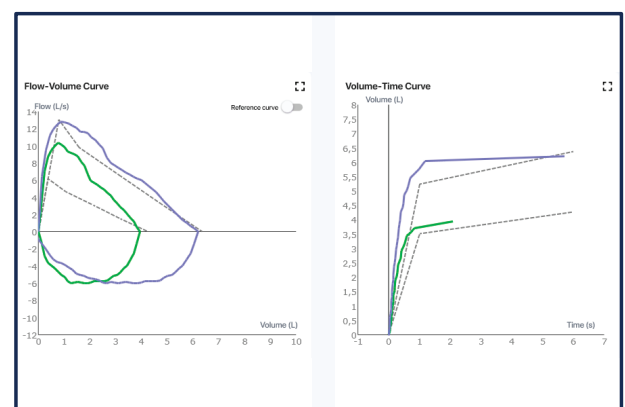
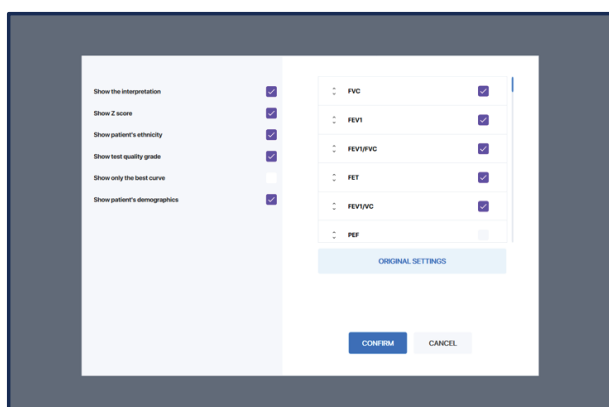
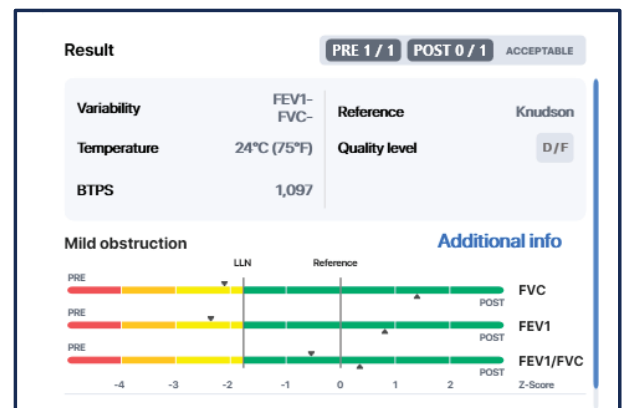
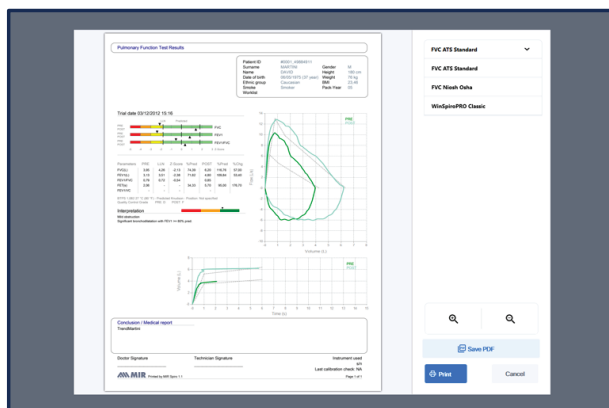
ATS2019, Winspiro classic, NIOSH-OSHA

\\ Data Import:

Importing tests from MIR professional devices

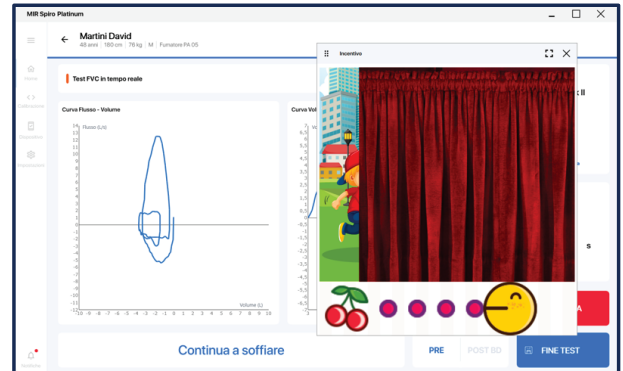
\\ Wizard:

For each spirometry session performed, **MIR Spiro** shows the relationship between the interpretation of the spirometry (obstruction/restriction) and the shape of the flow/volume curve, providing support for diagnosis



*Only valid for MIR professional devices

- ✖ **Pediatric Incentives:** Real-time animation to improve patient collaboration during the test. Based on an algorithm that takes into account both Flow and Volume to make it more reliable and effective



Other features

- ✖ **Powerful Data Sharing Capabilities:** Import/export capacity in various formats:

Export	ATS formatted file (Electronic Spirometry Report) .mirX (download the device archive and save to file); Proprietary MIR Spiro format; .csv (Excel); .pdf; .hl7; .gdt; dicom
---------------	---

Import	WinspiroPRO Database; Proprietary MIR Spiro format; .xml (NDD database) mir . mirX (files containing device archive) .hl7
---------------	--

\ **Connectivity**

MIR Spiro works with all MIR professional devices by USB connection and Bluetooth Low Energy (BLE ≥ 4.0)

\ **Reference equations**

The user can select primary and secondary authors (used for missing equations in the primary set) from a list of 18 including LE, NHANES, ERS, KNUDSON and others

\ **Pictograms for zScore & LLN**

According to the latest ATS guidelines, MIR Spiro displays LLN, zScore and pictograms showing PRE & POST score for FVC, FEV1 and FEV1/FVC

\ **Deleted data recovery**

Retrieve the entire deleted spirometry or oximetry session with one click

\ **Cloud Service for Software and Firmware Updates**

\ **Log of critical operations and errors**

Advanced system for tracking critical operations and errors

Platinum Card

It is necessary to **have a MIR Spiro Platinum Card** to subscribe to a Platinum subscription plan.



Functionality

Tests supported	<ul style="list-style-type: none"> • Spirometry • Oximetry
Supported spirometry tests	<ul style="list-style-type: none"> • FVC (Forced Vital Capacity) PRE and POST bronchodilator • SVC (Slow Vital Capacity) PRE and POST bronchodilator • MVV (Voluntary Maximum Ventilation) PRE and POST bronchodilator
Supported oximetry tests	Spot oximetry Six-minute walk test Sleep oximetry Oximetry holter (24 hours)
Supported languages	Chinese (China), Chinese (Taiwan), Czech (Czechia), Dutch (Netherlands), English (United Kingdom), English (United States), French (France), French (Belgium), Georgian (Georgia), German (Germany), Hungarian (Hungary), Italian (Italy), Japanese (Japan), Latvian (Latvia), Polish (Poland), Portuguese (Portugal), Romanian (Romania), Russian (Russia), Spanish (Spain), Swedish (Sweden), Turkish (Turkey), Ukrainian (Ukraine)
FVC parameters	FVC, FEV1, PEF, FEF75, FEF2575, FET, FEV1/FVC, FEV6, FEV1/FEV6, FEF25, FEF50, FIVC, FEV1/VC, ELA, MVV (cal), Time to PEF, FEV05, FEV05/FVC, FEV075, FEV075/FVC, FEF7585, Extr. Vol, FEV3, FIV1, FIV1/FIVC, PIF, FEV3/FVC, PIF, FEV2, FEV2/FVC, FIF25, FIF50, FIF75, R50, FEV1/PEF (EI), FEV1/FEV05 (RFEV), RR, tI, tE, TV/tI, tI/Ttot, te/ti, VTTI
VC parameters	VC, EVC, IVC, IC, VC, ERV, IRV, TV, VE
MVV parameters	MV, MVV

Oximetry parameters	
Spot Test	SpO2 [Baseline, Min, Max, Mean], Pulse frequency [Baseline, Min, Max, Mean], T40, T120, T90, T89, T88, T87, Index [12s], SpO2 Events, Pulse frequency Events [Bradycardia, Tachycardia], Time-Tot, Measured-Time
Walk Test	O2-Gap, Estimated distance, Distance travelled, Estimated distance [Min, Standard], TΔ2% [SpO2≥2%], TΔ4% [ΔSpO2≥4%], Time [Rest, Walk, Recovery], Desaturation area/ Distance Optional data entry: Borg dyspnea [Baseline, End, Change], Borg fatigue [Baseline, End, Change], Blood pressure [Diastolic Systolic], Oxygen administered, SpO2/BPM (Med. Min. Max. In. Fin.), T90,T89,T88,T87, SpO2/BPM Events.
Sleep tests	SpO2 events, Pulse frequency events [Bradycardia, Tachycardia] Desaturation index (ODI), Desaturation [Mean value, Mean duration Maximum duration, Peak Nadir], ΔSpO2 [Minimum drop, Maximum drop], Total pulse changes, Pulse frequency index, NOD time (4%, 89%, 90%), SpO2/BPM (Med. Min. Max. In. Fin.)
Equations for the calculation of theoretical Values	Barcelona Zapletal; ECSC 1971; Chile 2014; Crapo-Bass Knudson; ERS ECCS Knudson; ERS ECCS Zapletal; Forche 2001 Knudson; GLI; Hedenström Solymar; Hong Kong; Thoracic Society; Japan Respiratory Society; Knudson; Nhanes; Pereira; Perez Padilla; Pneumobill Knudson; South Korean (Dél-koreai); Thailand (Thaiföld)



Supported devices

- Spirolab (touchscreen)
- Minispir (integrated USB cable)
- Minispir Light POST DB
- Spirodoc
- Spirobank II Smart
- Spirobank II Advanced
- Spirobank II BASIC

System requirements

Windows

- Windows 10 (32 bit/64 bit), Windows 11 (32 bit/64 bit)
- Intel Celeron N4100, Intel Core i3 3rd gen or higher
- 1 gigahertz (GHz) or faster processor (at least 2 cores)
- Minimum screen resolution: 1240x768
- 4 GB RAM (for 32-bit systems) / 8 GB RAM (for 64-bit systems)
- USB port
- Support for Bluetooth Low Energy (Smart Bluetooth)
- Administrative privileges required for installation and operation

MacOS

- macOS 11 Big Sur or later (Intel or Apple Silicon)
- Intel Core i3 (8th gen or higher) or Apple M1 chip
- 1 gigahertz (GHz) or faster processor (at least 2 cores)
- Minimum screen resolution: 1800x1169
- 8 GB RAM recommended
- 4 GB of free hard disk space
- USB port
- Support for Bluetooth Low Energy (Smart Bluetooth)
- Administrative privileges required for installation and operation

*Spirolab, Minispir, Minispir Light, Spirodoc, Spirobank II with Bluetooth Smart, Spirobank II Advanced, and Spirobank II BASIC connect to **MIR Spiro** software by USB cable. Spirobank II Smart connects to **MIR Spiro** software by both USB cable and Bluetooth Low Energy.

ITALY

**MIR Medical
International Research
S.p.A.**

Viale Luigi Schiavonetti,
270 00173, Rome

Tel +39 06 22 754 777

Fax +39 06 22 754 785

mir@spirometry.com

spirometry.com

USA

MIR USA, Inc.

5462 S. Westridge Drive
New Berlin, WI 53151

Tel +1 (262) 565-6797

Fax +1 (262) 364-2030

mirusa@spirometry.com

FRANCE

MIR Local Office

Jardin des Entreprises, 290,
Chemin de Saint Dionisy
30980 LANGLADE

Tel +33 (0)4 66 37 20 68

Fax +33 (0)4 84 25 14 32

mirfrance@spirometry.com

BRAZIL

MIR Local Office

Rua Pinheiro Machado, 2659,
Sl.303, Caxias do Sul RS

Tel +55 5430253070

mirbrazil@spirometry.com

[in](#) [f](#) [@](#) [▶](#)